

PUBLIC EXPOSE



DISCLAIMER



This document contains the performance or results of a certain plan and operation, and may also contain plans, strategies and or policies prepared by the Company for a particular purpose, which can be treated as forward-looking statements within the meaning of applicable law. Everything that is future-oriented is always subject to risks and uncertainties that may cause actual results and developments to differ materially from those presented in this document.

PT Radiant Utama Interinsco Tbk. does not guarantee that any action to be taken in connection with the submission of this document will bring about the desired results.

COVID-19 AT RUIS

PREVENTIVE ACTIONS

1. Covid-19 Protocol at Office

Mandatory 3M, Office Disinfectant, Self-Service

2. Work from Home Regulation

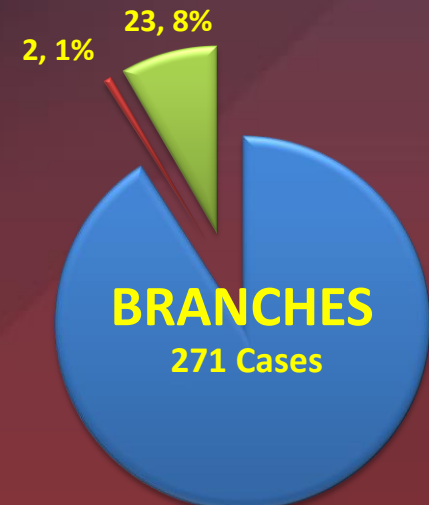
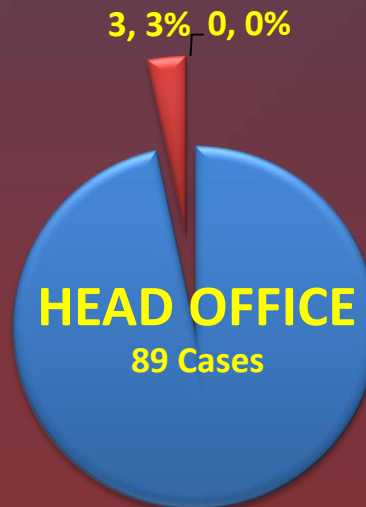
In a range of 50%-90%

3. Vaccination

Head Office: 1st doses 100% completed, 2nd doses in progress

Branches: 1st doses 75% completed, 2nd doses in progress

CASES



AGENDA

- **ABOUT RUIS**
- BUSINESS SEGMENTS: TRACK RECORD
- PERFORMANCE SMT1/2021
- Q & A SESSION

VISION & MISSION

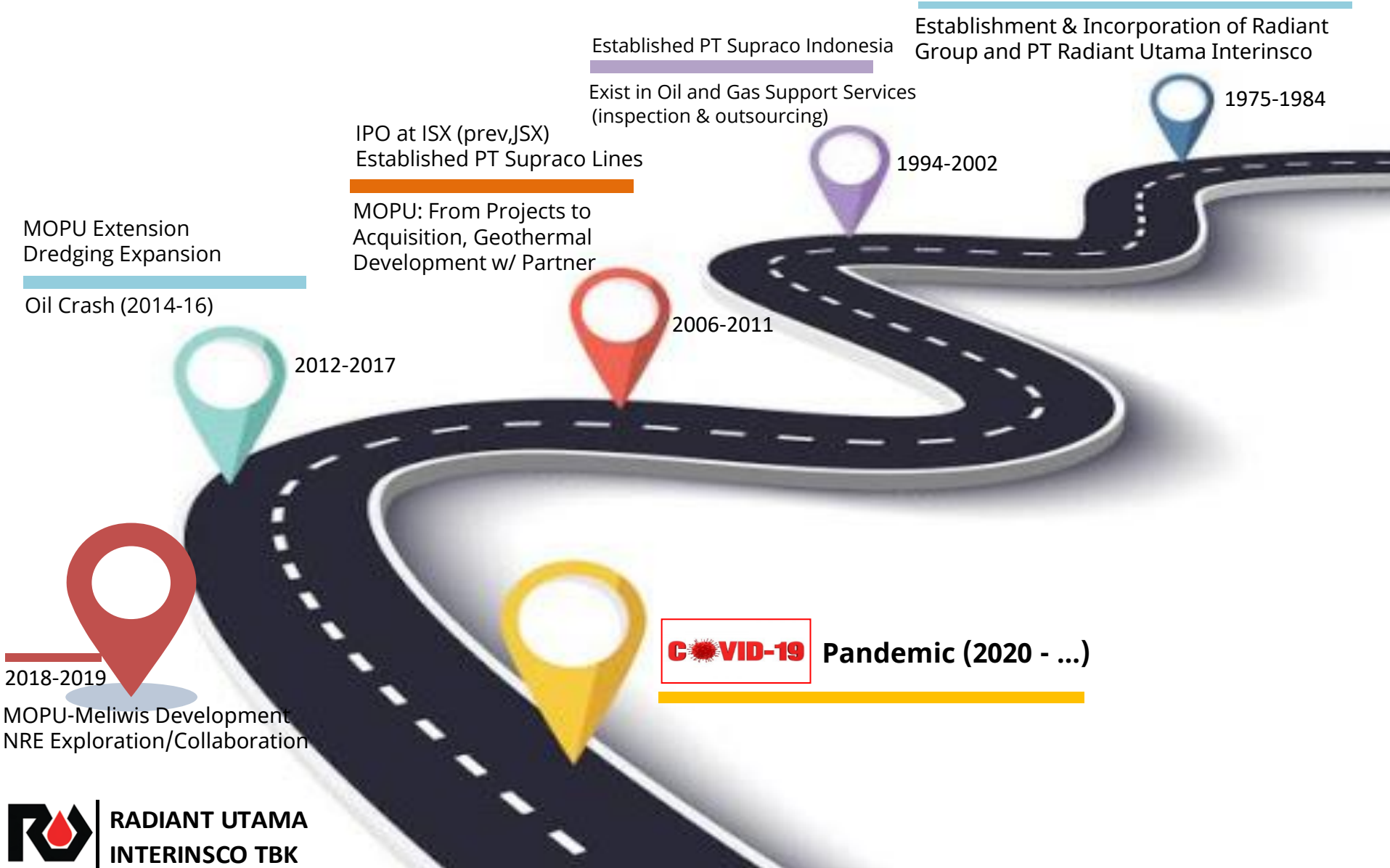
VISION

To become an excellent company through professional human resources, solid financial base, sustainable growth and customer satisfaction

MISSION

Organizing and developing business and supporting services in the energy and resource sector with technological innovations, as well as being committed to quality, safety, health, economic and social aspects as well as the environment based on international standards

KEY MILESTONES



BOARD OF COMMISSIONERS



Dr. Ir. Ahmad Ganis MSc.
President Commissioner



Drs. Winarno Zain
Independent Commissioner



Misyal A. Bahwal
Commissioner

BOARD OF DIRECTORS



Ir. Sofwan Farisyi MM.
President Director



Muhammad Hamid
Director



Amira Ganis
Director



Chrismon Djajadi
Director

BUSINESS SEGMENTS



RADIANT UTAMA
INTERINSKO TBK



INSPECTION
&
CERTIFICATION

OPERATION
SUPPORT

CONSTRUCTION

OFFSHORE
SUPPORT



supraco deep water

Tanggah
Papua



RADIANT UTAMA
INTERINSKO TBK

BUSINESS PARTNERS & SUPPORTS

CERTIFICATION



CREDITORS



CLIENTS & PARTNERS



ASSOCIATIONS



AGENDA

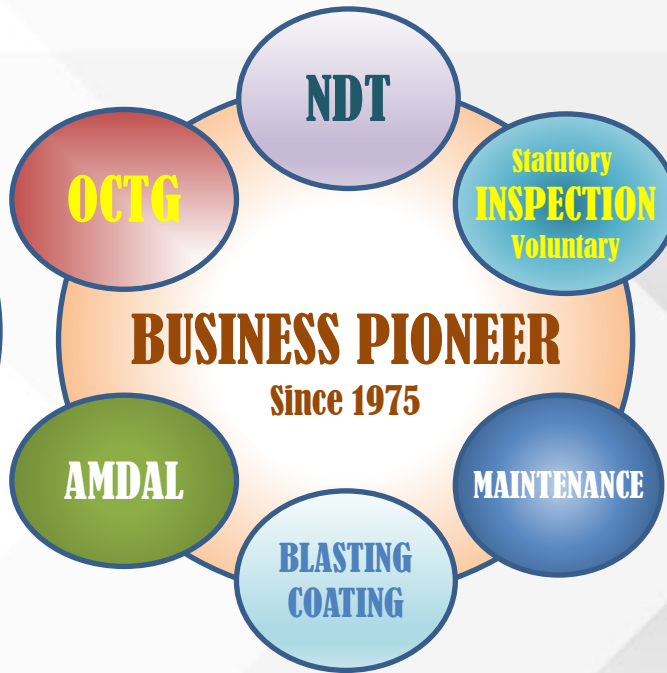
- ABOUT RUIS
- **BUSINESS SEGMENTS:
TRACK RECORD**
- PERFORMANCE SMT-1/2021
- Q & A SESSION

INSPECTION & CERTIFICATION

Supported by
Valuable Certified Inspector



Latest Technology Equipment



Contribute
200 BIDR
average annual revenues



OPERATION SUPPORT

Experienced since 1980s



MAN POWER SERVICES



AGENCY & TRADING



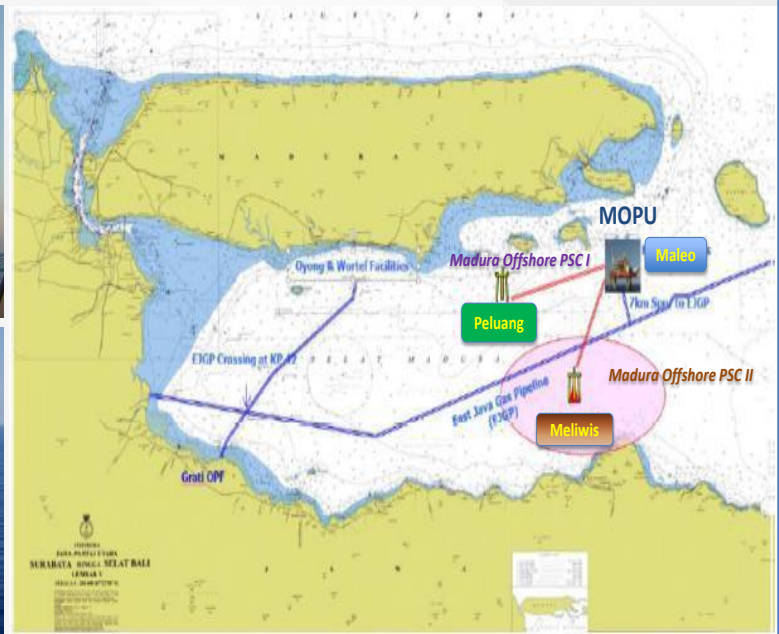
OPERATION MAINTENANCE



Largest Contributor

1 TDR Average Annual Revenues

OFFSHORE SUPPORT



DREDGING
Commenced in 2013
Mostly operates on Mahakam river
8 years zero LTI
Full set vessel
AWB, Tug Boat, Sea Truck
Hopper/Crane Barge

CONSTRUCTION - CIVIL WORKS



Develop since 2015




Infrastructure



Site Development



Landscape



Port Terminal

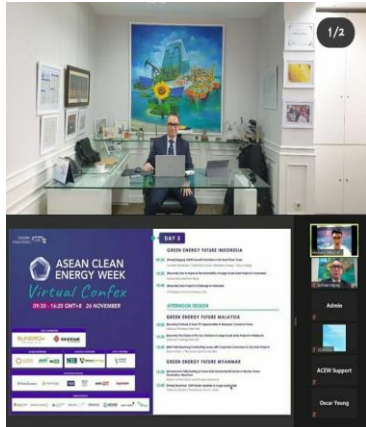
Building



Manufacturing Plant



CONSTRUCTION – NRE DEVELOPMENTS



APVIA TRAINING
ASIAN PHOTOVOLTAIC INDUSTRY ASSOCIATION

Fundamental Design of PV System

18 November 2020, Wednesday
14:00 - 17:00 pm
(UTC +8, Shanghai Time)

Trainer:
Prof. Sulaiman Shaari
GGEC Certified
Chief Global Trainer
APVIA Secretary General

Course Fee:
APVIA Members: USD 50/pax
Non-Members: USD 80/pax

Guest Speaker:
Solihani Farisqi
President Director / CEO
PT Radiant Utama Interinsco Tbk

Register with Ms. Crystal at crystal@apvia.org by 13th November 2020

Solar Energy

The Projects Installed 1.45 MW Capacity



Contribution & Collaboration

EQ's WEBINAR ON INDONESIA SOLAR MARKET OUTLOOK, OPPORTUNITIES & CHALLENGES
Monday, August 24th 2020 | IST 03:00 PM & Indonesia Time 04:30 PM

ORGANISER: Register Now to Attend

SPEAKERS

MODERATOR: **Mr. Andhy Sasmita**
SPEAKERS: **Mr. Sulaiman Farisqi**, **Mr. Shalwin Haradi**, **Mr. Tora F. Karna**, **Mr. Agus Nugroho**, **Mr. Dinda Dita**, **Mr. George Hira Satrio**, **Mr. Anggoro Pratomo**, **Mr. D. Satrio**



AGENDA

- ABOUT RUIS
- BUSINESS SEGMENTS: TRACK RECORD
- **PERFORMANCE SMT-1/2021**
- Q & A SESSION

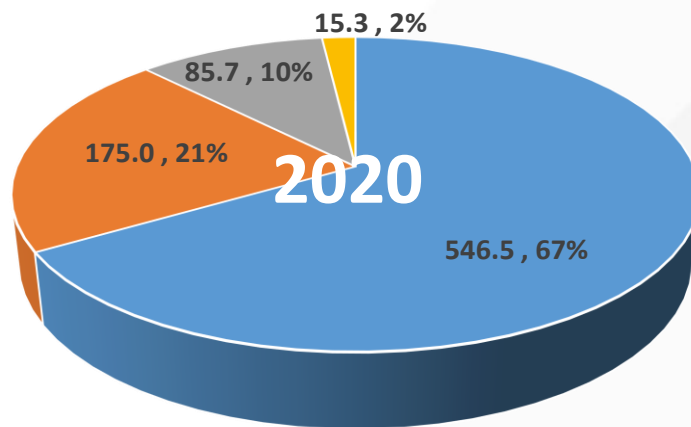
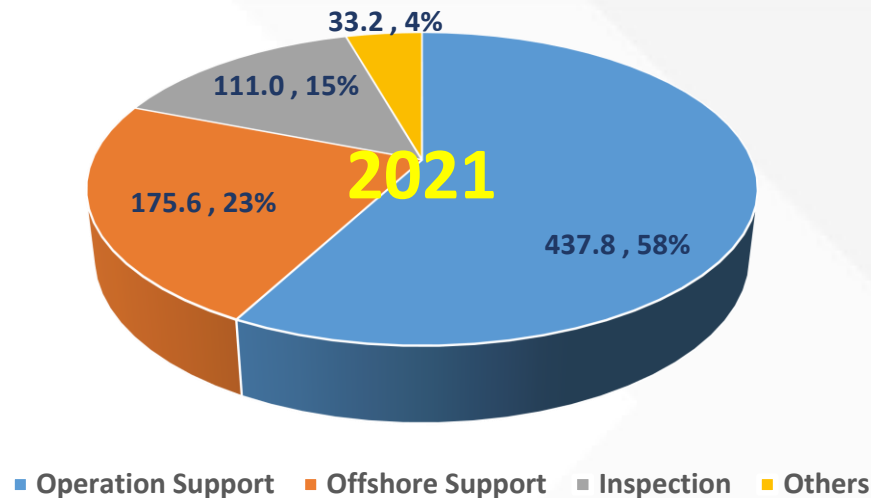
SUMMARY – STATEMENTS OF INCOME

DESCRIPTION	YTD JUNE		
	2021	2020	% VAR
REVENUES	755.6	822.5	-8.1%
Gross Profit	97.8	118.1	-17.2%
Operating Profit	46.7	62.2	-24.9%
Profit Before Tax	16.2	27.8	-41.7%
Est. Net Profit	11.0	18.4	-40.2%
EBITDA	104.4	92.8	12.5%
<i>Gross Margin</i>	<i>12.9%</i>	<i>14.4%</i>	
<i>Operating Margin</i>	<i>6.2%</i>	<i>7.6%</i>	
<i>PBT Margin</i>	<i>2.1%</i>	<i>3.4%</i>	
<i>EAT Margin</i>	<i>1.5%</i>	<i>1.9%</i>	
<i>EBITDA Margin</i>	<i>13.8%</i>	<i>11.3%</i>	
<i>Net Interest to Revenue</i>	<i>3.2%</i>	<i>3.4%</i>	

In BIDR

SUMMARY – STATEMENTS OF INCOME

Revenues



Gross Profit and Margin

Decreased in gross profit and its margin mainly contributed from dredging project and due to decreased in revenue from projects in operating support service

Operating Profit and Margin

Decreased in operating profit and its margin solely related with decrease in gross profit while operating expenses has consistently decreased by 9% in two consecutive years

Profit Before Tax and Margin

Although interest expenses and its ratio to revenues was improved, profit before tax and its margin was still decrease due to decrease in operating results

EBITDA and Margin

Improvement in EBITDA and its margin was solely due to some completion in Meliwis' project stages during last year

SUMMARY – FINANCIAL POSITION

Description	30-Jun-21	31-Dec-20	% Var
Cash	99.2	83.0	19.5%
Accounts Receivable	399.0	406.2	-1.8%
Other Current Asset	195.1	176.3	10.7%
Current Asset	693.3	665.5	4.2%
Fixed Asset	504.3	528.5	-4.6%
Other Asset	146.7	151.1	-2.9%
Non-Current Asset	651.0	679.6	-4.2%
Total Asset	1,344.3	1,345.1	-0.1%

In BIDR

No significant changes in financial ratios especially as in debt covenants

Description	30-Jun-21	31-Dec-20	% Var
Short-term Loan	434.3	395.2	9.9%
Accounts Payable	68.1	83.6	-18.5%
Oth.Curr.Liabilities	63.9	70.0	-8.7%
Cur.Portion-LT Loan	79.1	71.4	10.8%
Current Liabilities	645.4	620.2	4.1%
Long-term Loan	79.8	119.4	-33.2%
Other LT Liabilities	153.6	149.1	3.0%
Non-Current Liab.	233.4	268.5	-13.1%
Total Liabilities	878.8	888.7	-1.1%
Share Capital	77.0	77.0	0.0%
Retained Earnings	357.9	346.9	3.2%
Other Equity Items	30.6	32.5	-5.8%
Total Equity	465.5	456.4	2.0%
Total Liab. & Equity	1,344.3	1,345.1	-0.1%

In BIDR

SUMMARY – STATEMENTS OF CASH FLOWS

DESCRIPTION	YTD JUNE		
	2021	2020	% VAR
Operating Activities	32.1	(16.1)	299.4%
Investing Activities	(35.5)	(69.1)	48.6%
Financing Activities	18.4	106.6	-82.7%
Net Increase in Cash and Cash Equivalents	15.0	21.4	-29.9%
Cash and Cash Equivalents at end of Period	99.2	86.4	14.8%

In BIDR

- *Cash flows from operating activities improved significantly in 2021 as results of better collection periods as well as VAT restitution receipts during the period;*
- *Cash flows from (used for) financing and investing activities mostly related with Meliwis project which still had capex spending as well as its financing draw down during 2020-21;*

AGENDA

- ABOUT RUIS
- BUSINESS SEGMENTS: TRACK RECORD
- PERFORMANCE HY-2021
- **Q & A SESSION**



CONTACT US

Mona Nazaruddin

Corporate Secretary

E-mail : corsec@radiant.co.id

Telephone : +62-21-7191020

Cell phone : +62-811-893-374

Your Most

Valuable Partner

Beyond Energy



2021